Silencer

Silencer

A Type Silencer



Model	Thread	S
A-M5	M5	8
A-6	1/8"	13
A-8	1/4"	16
A-10	3/8"	19
A-15	1/2"	24
A-20	3/4"	30
A-25	1"	36
A-32	1-1/4"	46
A-40	1-1/2"	53
A-50	2"	64

V Type Silencer



Model	Thread	S
V-M5	M5	8
V-6	1/8"	13
V-8	1/4"	16
V-10	3/8"	19
V-15	1/2"	24
V-20	3/4"	30
V-25	1"	36
V-32	1-1/4"	46
V-40	1-1/2"	53
V-50	2"	64

D Type Silencer



Model	Thread	S
D-6	1/8"	23
D-8	1/4"	27
D-10	3/8"	37
D-15	1/2"	45
D-20	3/4"	53
D-25	1"	57

VD Type Silencer



Model	Thread	S
VD-6	1/8"	13
VD-8	1/4"	16
VD-10	3/8"	19
VD-15	1/2"	24
VD-20	3/4"	30
VD-25	1"	36

AS Type S. S Silencer



Model	Thread	S
AS-6	1/8"	12
AS-8	1/4"	15
AS-10	3/8"	19
AS-15	1/2"	23
AS-20	3/4"	30
AS-25	1"	36

VS Type S. S Silencer



Model	Thread	S
VS-6	1/8"	12
VS-8	1/4"	15
VS-10	3/8"	19
VS-15	1/2"	23
VS-20	3/4"	30
VS-25	1"	36

Quick Exhaust Silencer Throttle Valve

SB Type



Model	Thread	S
SB-6	1/8"	12
SB-8	1/4"	14
SB-10	3/8"	17
SB-15	1/2"	24
SB-20	3/4"	27
SB-25	1"	34

SC Type



Model	Thread	S
SC-6	1/8"	12
SC-8	1/4"	14
SC-10	3/8"	17
SC-15	1/2"	21
SC-20	3/4"	27
SC-25	1"	34

SD Type



Model	Thread	S
SD-6	1/8"	12
SD-8	1/4"	14
SD-10	3/8"	17
SD-15	1/2"	21
SD-20	3/4"	27
SD-25	1"	34

SS Type



Model	Thread	S
SS-6	1/8"	16
SS-8	1/4"	16
SS-10	3/8"	22
SS-15	1/2"	22
SS-20	3/4"	30
SS-25	1"	36

Plastic Silencer

PSU Type Silencer



Model	Thread	S
PSU-M5	M5	10
PSU-6	1/8"	15
PSU-8	1/4"	20
PSU-10	3/8"	25
PSU-15	1/2"	30
PSU-20	3/4"	45
PSU-25	1"	45

SU Type Silencer



Model	Thread	S
SU-6	1/8"	16
SU-8	1/4"	20
SU-10	3/8"	24
SU-15	1/2"	24
SU-20	3/4"	48
SU-25	1"	48

PU Tube(Polyester Polyurethane)

Ordering Code PU Tube

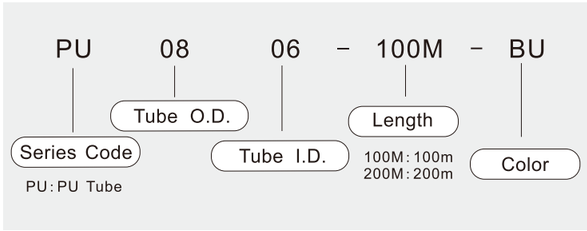



Features: The ester-based PU tube, featuring excellent pressure resistance, weather resistance, corrosion resistance and flexibility, used for the piping of air concerned system.
Application: Industrial automation, pneumatic tools, tube for water and fluids, vacuum tubes, protective sleeve for metal and electronic products.

Color

Tube Color								
Code	C	B	BU	R	Y	G	W	O
Graphic	Clear	Black	Blue	Red	Yellow	Green	White	Orange

Specifications

Material	Polyester Polyurethane
Hardness	95A-98A
Fluid	Air, Water
Environment and fluid temperature	-20℃~80℃

Main Dimensions

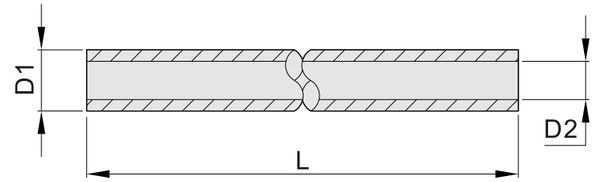

Model	D1 (mm)	D2 (mm)	L (m)	Max. working pressure at 20℃(Bar)	Min. burst pressure at 20℃(Bar)	Min. bend radius at 20℃(mm)	Net weight (Kg/Roll)
PU0302	3	2	200	10	30	10	
PU0425	4	2.5	200	10	30	10	
PU0604	6	4	200	10	30	15	
PU0855	8	5.5	100	8	24	20	
PU0805	8	5	100	10	30	20	
PU1065	10	6.5	100	10	30	30	
PU1208	12	8	100	10	30	35	
PU1410	14	10	100	8	24	55	
PU1612	16	12	100	8	24	65	
PU5/32	3.94	2.5	200	10	30	10	
PU1/4	6.35	4.23	200	10	30	15	
PU5/16	7.94	5	100	10	30	20	
PU3/8	9.52	6.35	100	10	30	30	
PU1/2	12.7	8.46	100	10	30	35	

How to order: Plese tell us the model No. and don't forget to point out the pressure range.
Note: Other sizes can be offered, please contact with us.

PUC Coiling Tube(Polyester Polyurethane)

Ordering Code PUC Coiling Tube

PUC 08 06 - 10M - BU

- PUC — Series Code
- 08 — Tube O.D.
- 06 — Tube I.D.
- 10M — Length
- BU — Color

PUC: PUC Coiling Tube



Features: The ester-based PU coiling tube, possess all the characteristics of common PU tube, more featuring with excellent flexibility and excelling in restoring force.
Easy using and flexible for movable parts.

Color

Tube Color								
Code	C	B	BU	R	Y	G	W	O
Graphic	Clear	Black	Blue	Red	Yellow	Green	White	Orange

Specifications

Material	Polyester Polyurethane
Hardness	95A-98A
Fluid admitted	Air
Environment and fluid temperature	-20℃~80℃

Main Dimensions

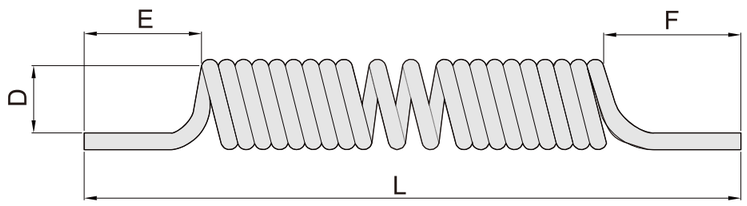

Model	D1 (mm)	Maximum length L(m)	E (mm)	F (mm)
PUC0425	25	1-20	80	80
PUC0604	32	1-25	80	80
PUC0855	40	1-20	80	80
PUC0805	40	1-20	80	80
PUC1065	48	3-20	80	80
PUC1280	58	3-20	80	80
PUC1/4	32	1-20	80	80
PUC3/8	48	3-20	80	80
PUC1/2	58	3-20	80	80

Note: Other sizes can be offered, please contact with us.

PUCL Twin(Multi-row)Spiral Hose





Ordering Code Twin(Multi-row)Spiral Hose

PUCL 08 06 - 03 - 10M - BURY

- PUCL — Series Code
- 08 — Tube O.D.
- 06 — Tube I.D.
- 03 — Channel (01: 1Union, 02: 2Union, 03: 3Union, 04: 4Union, 05: 5Union)
- 10M — Length
- BURY — Color

PUCL: Twin(Multi-row) Spiral Hose

Tube Color								
Code	C	B	BU	R	Y	G	W	O
Graphic	Clear	Black	Blue	Red	Yellow	Green	White	Orange

Features: In addition to PU standard features and characteristics of PU multi-row tube, PU Twin(Multi-row) Spiral Hose also featuring with good elasticity, flexibility, easy of use, and space-saving.

Specifications

Material	Polyester Polyurethane
Hardness	95A-98A
Fluid admitted	Air, water(other fluids)
Environment and fluid temperature	-20℃~80℃

Main Dimensions

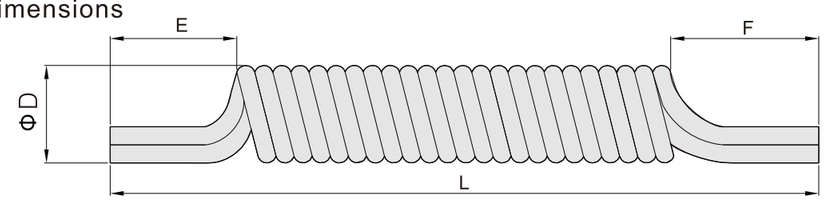

Model	D1 (mm)	Maximum length L(m)	E (mm)	F (mm)
PUCL0425	25	1-20	80	80
PUCL0604	32	1-25	80	80
PUCL0855	40	1-20	80	80
PUCL0805	40	1-20	80	80
PUCL1065	48	3-20	80	80
PUCL1280	58	3-20	80	80
PUCL1/4	32	1-20	80	80
PUCL3/8	48	3-20	80	80
PUCL1/2	58	3-20	80	80

Note: Other sizes can be offered, please contact with us.

PUS Twin(Multi-row)Hose,Bundle Hose

Ordering Code PUS Twin(Multi-row)Hose,Bundle Hose

PUS U 08 06 - 3 - 10M-BUYO

- PUS: Series Code — PUS: PUS Twin(Multi-row) Hose, Bundle Hose
- U: Arrangement — U: Bundle; L: The Platoon
- 08: Tube O.D.
- 06: Tube I.D.
- 3: Channel — 02: 2Union; 03: 3Union; 04: 4Union; 05: 5Union; 06: 6Union; 07: 7Union
- 10M: Length
- BUYO: Color



Features: Included with several PA, PU, PE tubes inside, and covered with PVC or TPU. Anti-wear, Space-saving
Multiple-Row Hose feature:
composed by multiple row of PU or PVC tubes, with variety of colors for better distinction.
Application: can be used for robot, machine tool, metallurgy and Auto etc.

Color

Tube Color								
Code	C	B	BU	R	Y	G	W	O
Graphic	Clear	Black	Blue	Red	Yellow	Green	White	Orange

Specifications

Material	Polyester Polyurethane
Hardness	95A-98A
Fluid admitted	Air
Environment and fluid temperature	-20℃~80℃

Main Dimensions

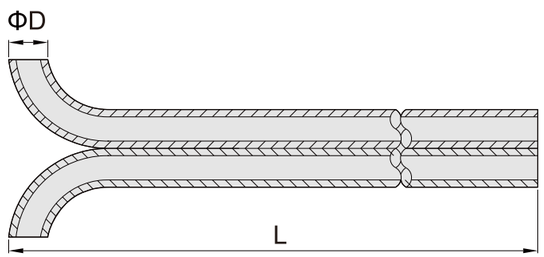



Model	D1 (mm)	D2 (mm)	L (m)	Max. working pressure at 20℃(Bar)	Min. burst pressure at 20℃(Bar)
PUSU(L)0425	4	2.5	100	10	30
PUSU(L)0604	6	4	100	10	30
PUSU(L)0855	8	5.5	50	10	30
PUSU(L)0850	8	5	50	10	30
PUSU(L)1065	10	6.5	50	10	30
PUSU(L)1280	12	8	50	10	30
PUSU(L)5/32	3.94	2.5	100	10	30
PUSU(L)1/4	6.35	4.23	100	10	30
PUSU(L)5/16	7.94	5	50	10	30
PUSU(L)3/8	9.52	6.35	50	10	30
PUSU(L)1/2	12.7	8.46	50	10	30

EU Tube(Ether-Based Polyurethane,Food Grade,Medical Grade)

Ordering Code EU Tube

EU 08 06 - 100M - BU

- EU: Series Code — EU: EU Tube
- 08: Tube O.D.
- 06: Tube I.D.
- 100M: Length — 100M: 100m; 200M: 200m
- BU: Color



Features: Good resistance to moisture, resistant to mold, even suitable for wet and bacterial environment.
Anti-aging: long service life. Low temperature resistant,
Anti-UV: can be used under harsh conditions, like, exposure to outdoor sunlight.
Anti-hydrolysis: transparent color, more suitable for observation of liquid flow FDA Approved.

Color

Tube Color								
Code	C	B	BU	R	Y	G	W	O
Graphic	Clear	Black	Blue	Red	Yellow	Green	White	Orange

Specifications

Material	Polyester Polyurethane
Hardness	95A-98A
Fluid admitted	Air
Environment and fluid temperature	-20℃~80℃

Main Dimensions

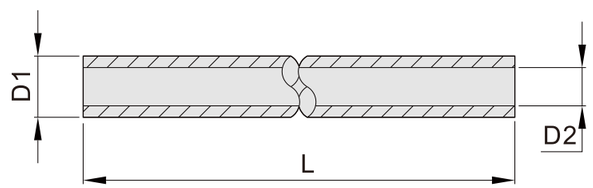

Model	D1 (mm)	D2 (mm)	L (m)	Max. working pressure at 20℃(Bar)	Min. burst pressure at 20℃(Bar)	Min. bend radius at 20℃(mm)	Net weight (Kg/Roll)
EU0425	4	2.5	200	10	30	10	1.9
EU0604	6	4	200	10	30	15	3.9
EU0855	8	5.5	100	8	24	20	3.3
EU0850	8	5	100	10	30	20	3.8
EU1065	10	6.5	100	10	30	30	5.6
EU1280	12	8	100	10	30	35	7.8
EU5/32	3.94	2.5	200	10	30	10	1.9
EU1/4	6.35	4.23	200	10	30	15	4.4
EU5/16	7.94	5	100	10	30	20	3.8
EU3/8	9.52	6.35	100	10	30	30	4.9
EU1/2	12.7	8.46	100	10	30	35	8.8

Note: Other sizes can be offered, please contact with us.

EUC Coiling tube(Ether)

Ordering Code

EUC Coiling tube(Ether)

EUC 08 05 - 10M - BU

- EUC — Series Code
- 08 — Tube O.D.
- 05 — Tube I.D.
- 10M — Length
- BU — Color

EUC: EUC Coiling tube(Ether)



Features: Good resistance to moisture, resistant to mold, even suitable for wetand bacterial environment. Anti-aging: long service life. Low temperature resistant, Anti-UV: can be used under harsh conditions, like, exposure to outdoor sunlight. Anti-hydrolysis: transparent color, more suitable for observation of liquid flow
FDA Approved.

Tube Color								
Code	C	B	BU	R	Y	G	W	O
Graphic	Clear	Black	Blue	Red	Yellow	Green	White	Orange

Specifications

Material	Polyester Polyurethane
Hardness	95A-98A
Fluid admitted	Air, water(other fluids)
Environment and fluid temperature	-20℃~80℃

Main Dimensions

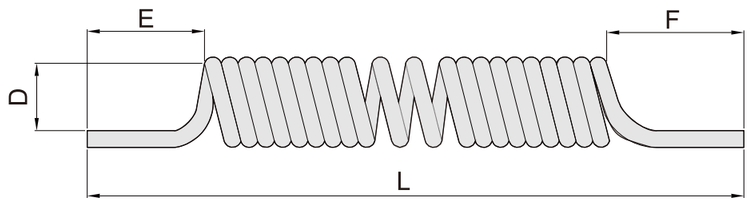

Model	D (mm)	Maximum length L(m)	E (mm)	F (mm)
EUC0425	25	1-20	80	80
EUC0604	32	1-25	80	80
EUC0855	40	1-20	80	80
EUC0805	40	1-20	80	80
EUC1065	48	3-20	80	80
EUC1280	58	3-20	80	80
EUC1/4	32	1-20	80	80
EUC3/8	48	3-20	80	80
EUC1/2	58	3-20	80	80

Note:Other sizes can be offered,please contact with us.

PBH Braided tube(Ester)/Yarn Tube

Ordering Code

PBH Braided tube(Ester)

PBH 08 06 - 100M - BU

- PBH — Series Code
- 08 — Tube O.D.
- 06 — Tube I.D.
- 100M — Length
- BU — Color

PBH: Braided tube(Ester)



Features: Excelling in restoring force, good chemical resistance, shock resistance; flexible and light; hardly loss in pressure, Constant in Hardness; it is 1. 8 times the working pressure, and more than twice longer the serving life of single-layer PU tube. Non-toxic, tasteless, colors can be customized, easy for line identification. Comply with ROHS.

Color

Tube Color								
Code	C	B	BU	R	Y	G	W	O
Graphic	Tangerine	Black	Blue	Red	Yellow	Green	White	Orange

Specifications

Material	Polyester Polyurethane
Hardness	90A(PBH)/85A(PBS)
Fluid admitted	Air, Water(Other fluids)
Environment and fluid temperature	-20℃~80℃

Main Dimensions

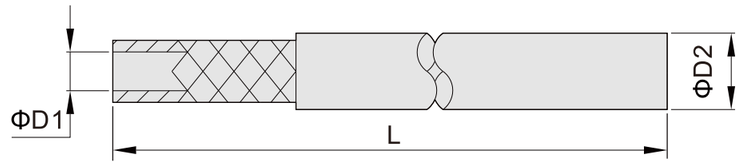

Model	D1 (mm)	D2 (mm)	L (m)	Max. working pressure at 20℃(Bar)	Min. burst pressure at 20℃(Bar)	Min. bend radius at 20℃(mm)	Net weight (Kg/Roll)
PBH0805	5	8	100	20	60	20	3.8
PBH1065	6.5	10	100	20	60	30	5.6
PBH1280	8	12	100	20	60	40	7.8
PBH3/8	6.35	9.5	100	20	60	30	4.9
PBH1/2	8.46	12.7	100	20	60	40	8.8

Note:Other sizes can be offered,please contact with us.

PUH Anti-Spark Hose

Ordering Code Anti-Spark Hose

PUH 08 06 - 100M - BU

- PUH: Series Code — PUH: Anti-Spark Hose
- 08: Tube O.D.
- 06: Tube I.D.
- 100M: Length — 100M: 100m, 200M: 200m
- BU: Color



Features:
Flame-retardant double-layer Polyurethane tube,
condition suitable for welding workplace with sparks and under mining
The material is flame retardant polyurethane,
flame retardant grade V0(UL94-V0).
Application:
In the occasions where spark occurs during welding work

Tube Color								
Code	C	B	BU	R	Y	G	W	O
Graphic	Clear	Black	Blue	Red	Yellow	Green	White	Orange

Specifications

Material	Polyester Polyurethane(inner)+Retardant Synthetic Material(outer)
Hardness	95A-98A
Fluid admitted	Air
Environment and fluid temperature	-20℃~80℃

Main Dimensions

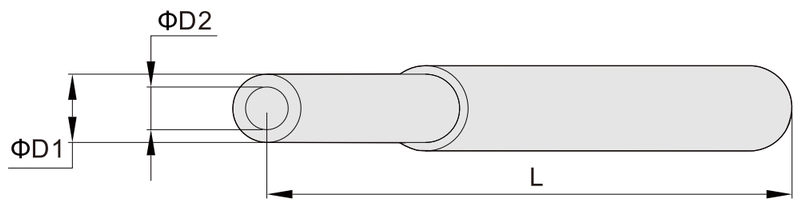

Model	D1 (mm)	D2 (mm)	L (m)	Max. working pressure at 20℃(Bar)	Min. burst pressure at 20℃(Bar)	Min. bend radius at 20℃(mm)	Net weight (Kg/Roll)
PUH0604	6	4	100	10	30	15	5.6
PUH0805	8	5	100	10	30	20	8.8
PUH1065	10	6.5	100	10	30	30	11.5
PUH1280	12	8	100	10	30	45	14.0
PUH1/4	6.35	4.23	100	10	30	20	6.0
PUH3/8	9.52	6.35	100	10	30	30	11.0

Note:Other sizes can be offered,please contact with us.

PA Nylon tube

Ordering Code PA Nylon tube

PA6 - 08 06 - 100M - BU

- PA6: Series Code — PA6: PA6 Nylon Tube, PA12: PA12 Nylon Tube, PA11: PA11 Nylon Tube
- 08: Tube O.D.
- 06: Tube I.D.
- 100M: Length — 100M: 100m, 200M: 200m
- BU: Color



Features:
Applications: Air water, chemicals, lubrication, pneumatic controls, instumentation systems, hydrualic lines, chemical transfer, air-conditioning. CO2, fuels and oils, irrigation control system, automotive and electrostatic insulator etc.
Chemical Resistance: Nylon Tubing is resistant to most solvents, alkalis, oils, greases, petroleum products, fungi moulds and dilute acids(mineral and organic)

Color

Tube Color								
Code	C	B	BU	R	Y	G	W	O
Graphic	Transparent	Black	Blue	Red	Yellow	Green	White	Orange

Specifications

Model	PA6	PA11	PA12
Material	Nylon 6	Nylon 11	Nylon 12
Hardness	64D	60D	60D
Fluid admitted	Air, Water, Oil, Normal Solvents		
Environment and fluid temperature	-40℃~100℃	-40℃~100℃	-40℃~90℃

Main Dimensions

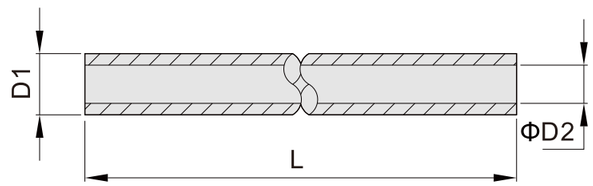

Model	D1 (mm)	D2 (mm)	L (m)	Max. Working pressure at 20℃(Bar)	Min. Burst pressure at 20℃(Bar)	Min. Bend radius at 20℃(mm)	Net weight (Kg/Roll)
PA6(PA12/PA11)-0425	4	2.5	200	20	60	15	1.6
PA6(PA12/PA11)-0604	6	4	200	20	60	20	2.3
PA6(PA12/PA11)-0806	8	6	100	20	60	30	2.3
PA6(PA12/PA11)-1008	10	8	100	15	45	45	3
PA6(PA12/PA11)-1075	10	7.5	100	20	60	40	3.6
PA6(PA12/PA11)-1210	12	10	100	15	45	55	3.6
PA6(PA12/PA11)-1209	12	9	100	20	60	50	5.2
PA6(PA12/PA11)-1/4	6.35	4.2	200	20	60	25	3.8
PA6(PA12/PA11)-3/8	9.5	6.35	100	20	60	40	4
PA6(PA12/PA11)-½	12.7	9.6	100	20	60	50	5.7

Note:Other sizes can be offered,please contact with us.

PAC Coiling Tube

Ordering Code PAC Coiling Tube

PAC6 – 08 06 – 10M – BU

- PAC6 – Series Code
  - PAC6: PAC6 Coiling Tube
  - PAC12: PAC12 Coiling Tube
  - PAC11: PAC11 Coiling Tube
- 08 – Tube Outside
- 06 – Tube Inside
- 10M – Length
- BU – Color



Features: The PA coiling tube, featuring excellent flexibility and excelling in restoring force. Easy using for piping of movable parts.

Tube Color								
Code	C	B	BU	R	Y	G	W	O
Graphic	Clear	Black	Blue	Red	Yellow	Green	White	Orange

Specifications

Material	PA6(PAC6),PA12(PAC12), PA11(PAC11)
Hardness	64D-60D
Fluid admitted	Air, water, Oil, Normal solvents
Environment and fluid temperature	-40℃~100℃

Main Dimensions

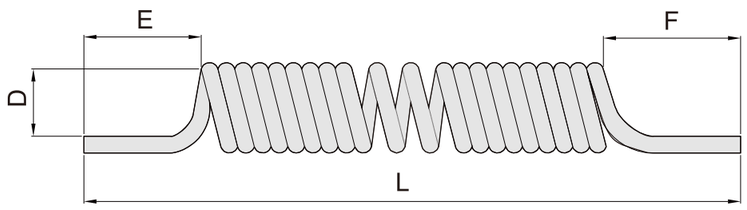

Model	D (mm)	Maximum length L(m)	E (mm)	F (mm)
PAC6(PAC12/PAC11)-0425	32	1-15	80	80
PAC6(PAC12/PAC11)-0604	38	1-15	80	80
PAC6(PAC12/PAC11)-0806	48	1-20	80	80
PAC6(PAC12/PAC11)-1075	58	3-20	80	80
PAC6(PAC12/PAC11)-1290	68	3-20	80	80
PAC6(PAC12/PAC11)-1/4	38	1-15	80	80
PAC6(PAC12/PAC11)-3/8	58	3-20	80	80
PAC6(PAC12/PAC11)-½	68	3-20	80	80

Note:Other sizes can be offered,please contact with us.

PE Tube

Ordering Code PE Tube

PE 08 05 – 100M – W

- PE – Series Code
  - PE Tube
- 08 – Tube O.D.
- 05 – Tube I.D.
- 100M – Length
  - 100M: 100m
  - 200M: 200m
- W – Color



Tube Color								
Code	C	B	BU	R	Y	G	W	O
Graphic	Clear	Black	Blue	Red	Yellow	Green	White	Orange

Specifications

Material	Polyethylene
Environment and fluid temperature	-20℃~60℃
Fluid admitted	Air, Water

Main Dimensions

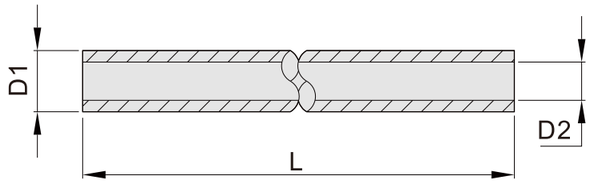

Model	D1 (mm)	D2 (mm)	L (m)	Max. working pressure at 20℃(Bar)	Min. burst pressure at 20℃(Bar)	Net weight (Kg/Roll)
PE0425	4	2.5	200	8	24	1.37
PE0604	6	4	200	8	24	2.8
PE0805	8	5	100	8	24	1.97
PE1075	10	7.5	100	8	24	3.6
PE1209	12	9	100	8	24	4.4
PE1/4	6.35	4	100&300	8	24	1.54&4.62
PE3/8	9.52	6.35	100	8	24	3.55
PE1/2	12.7	8.46	100	8	24	5

Note:Other sizes can be offered,please contact with us.

PFA Tube

Ordering Code PFA tube

PFA 08 06 - 100M

- PFA — Series Code (PFA: PFA Tube)
- 08 — Tube O.D.
- 06 — Tube I.D.
- 100M — Length (100M: 100m, 200M: 200m)



Features:
PFA tube maintained its elasticity even under the low temperature, and still retained the good mechanical property under the high temperature. The impact and bending fatigue have extremely high resistance and chemical stability.

Specifications

Material	PFA(F46)
Environment and fluid temperature	-200°C~+260°C
Fluid admitted	Strong acid , Strong alkali, Oil

Main Dimensions

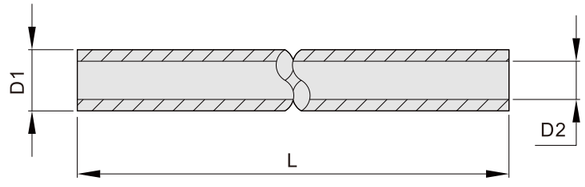

Model	D1 (mm)	D2 (mm)	L (m)	Max. working pressure at 20℃(Bar)	Min. burst pressure at 20℃(Bar)	Net weight (Kg/Roll)
PFA0402	4	2	200	28	84	4.3
PFA0604	6	4	200	18	54	7.2
PFA0806	8	6	100	12	36	5
PFA1080	10	8	100	8	24	6.5
PFA1210	12	10	100	8	24	7.9

Note:Other sizes can be offered,please contact with us.

Sectional Tube

Sectional Tube



Nylon Square Tube



PETG Tube



Conductive Powder Tube



PU Tri-angular Bushing Tube



Solid Tube



Milking Machine Vacuum Tube



PU/PA Protective Tube



PU Matt Surface Tube



Hose for Medical Hemostatic Machine



Metal Coupler



Tube Strap



Air Gun

Pressure Switch



Specifications Pressure Switch

Nominal current \ Nominal voltage		Power factor	125VAC	250VAC
Non-induced current		1	48	12
Induced current	Full rated current	0. 75	48	12
	Instantaneous current	0. 75	288	72

Features

* Pressure Swith not only can used in Freon refrigerant,also for the air and liquid.(Allowable fluid temp:-10℃~+120℃)
* Multi-Point contact conversion.
* Single Pole Double Throw Relay contacts of mechanical structural design.
* The novel micro switch structure ensures the reliable conversion function.
* No need any tool but can carry out electrical contact function testing with the manual control.
  There is a smart mounting plate,can be applied to different installation situations.

Performance parameter

Model		Pressure range (Mpa)		Differential pressure range (Mpa)		Factory setting (Mpa)		Max pressure (Mpa)
		Max	Min	Max	Min	Off	On	
HLP110		0.1	1	0.1	0.3	0.6±0.01	0.5±0.01	1.65
HLP506		-0.07	0.6	0.06	0.4	0.3±0.01	0.2±0.01	1.65
HLP506M		-0.07	0.6	Duplicate Voltage Disparity≤0.4		0.3±0.01	Manual reset	1.65
HLP530		0.5	3	Fixed 0.3~0.5		2±0.01	1.5±0.02	3.5
HLP530D		0.5	3	0.5	1	2±0.02	1.5±0.02	3.5
HLP530M		0.5	3	Duplicate Voltage Disparity≤0.4		2±0.02	Manual reset	3.5
HLP830	Low pressure end	-0.07	0.6	0.06	0.4	0.3±0.01	0.2±0.01	1.65
	High pressure end	0.5	3	Fixed 0.3~0.5		2±0.02	1.5±0.02	3.5
HLP830HLM	Low pressure end	-0.07	0.6	Duplicate Voltage Disparity≤0.2		0.3±0.01	Manual reset	1.65
	High pressure end	0.5	3	Duplicate Voltage Disparity≤0.4		2±0.02	Manual reset	3.5
HLP830HM	Low pressure end	-0.07	0.6	0.06	0.4	0.3±0.01	0.2±0.01	1.65
	High pressure end	0.5	3	Duplicate Voltage Disparity≤0.4		2±0.02	Manual reset	3.5
HLP830M	Low pressure end	-0.07	0.6	0.06	0.4	0.3±0.01	0.2±0.01	1.65
	High pressure end	0.5	1	Duplicate Voltage Disparity≤0.4		2±0.02	Manual reset	3.5

Pressure Switch

Connection and Installation

1) Connection Way: There are two kinds of connection mode for the controller:
(1) With a diameter of Φ 6x1 of the copper tube(must be a soft state),in the pipe end expanding 90 degree angle,then with the own nuts of the controller to screw only.
(2) With a outer diameter Φ 3 long 1 meter capillary to connect(Must let we know when you ready to order)
See below drawing:

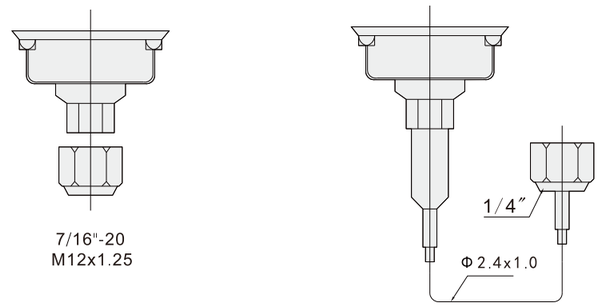

2) Installation Way:
(1)With the 4 mounting holes in the back of controller to install
(2)Choosing the multi purpose mounting plate accessories to install(see below drawing)

